



Student Enrollment 2016-2017

4,812 unduplicated head-count

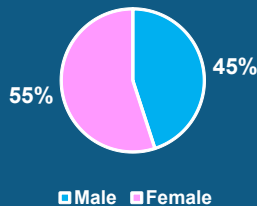
34% enrolled in degree programs

17% enrolled in certificate/diploma programs

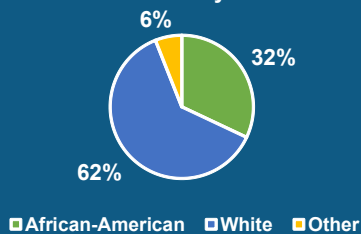
45% Male
55% Female

32% African-American
62% White
6% Other Minorities

Enrollment by Gender



Enrollment by Race



Source: VCCS Student Enrollment Summary Report, 2017

Mission

Danville Community College is committed to providing quality comprehensive higher education and workforce programs and services to promote student success and to enhance business and community development.

Vision

DCC will be the college of choice in our region for exemplary educational programs and services.

Student Performance on National Certifications

Program	National Standardized Test	2016-2017 DCC Pass Rate	2016-2017 National Pass Rate
Registered Nursing	NCLEX - Licensure Exam	100%	74%
Licensed Practical Nurse	NCLEX - Licensure Exam	100%	71%
Automotive Analysis and Repair	NATEF ASE Certification Exam	81%	45%
Metrology	ASQ CQI	79%	65%
Dental Hygiene	HBDHE Licensure Exam	100%	95%

DCC is committed to providing high quality programs. The above programs demonstrate this commitment to quality through student performance on state/national certifications which far exceeds performance by many peer institutions.

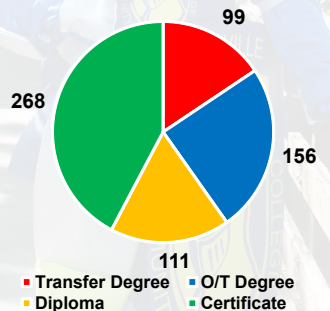
Total Graduates 2016-2017

Awards Distributed: 634
 • Transfer Degrees - 99
 • O/T Degrees - 156
 • Diplomas - 111
 • Certificates - 268

Graduate Gender:
 • Male - 336
 • Female - 298

Graduate Race:
 • White - 415
 • African-American - 184
 • Other - 35

Awards Distributed



DCC

Danville Community College



Clubs and Organizations

- African-American Culture Club
- Alpha Beta Gamma
- Design Team
- Knights Baseball
- Lady Knights Volleyball
- Maker Collaboration
- National Technical Honor Society
- Networking Club
- Nursing Club
- Phi Theta Kappa
- Student American Dental Hygienist Association
- Student Government Association
- Students Veterans Organization
- T.E.A.C.H. Club

*Tuition and Fees****

Virginia Residents: \$153.25 per credit hour*
Out-of-State Residents: \$350.85 per credit hour*+

Plus the following fee as appropriate:

Maintenance Fee: \$1.00 for 3 or more credits taken on campus.

*\$8.50 per credit Information Technology Fee and a \$2.00 per credit Student Activity Fee.

+Out-of-state residents also pay a \$20.00 per credit Capital Fee.

***Note: Fees are subject to change by the State Board for Community Colleges.



Scholarships

The DCC Educational Foundation awarded over \$600,000 in scholarships during the 2016-2017 academic year.

Transfer Students

DCC partners with **all** four-year institutions to transfer coursework to reduce time to completion. 90.5% of transfer students successfully complete their degree at a four-year institution compared to the national average of 56% (National Student Clearinghouse, 2017).



Earn College Credit in High School

DCC partners with area high schools for dual enrollment courses. High schools participating include Chatham, Dan River, Galileo, Gretna, George Washington, Halifax County, and Tunstall.



Keep up with campus happenings at www.danville.edu/newsroom



FOLLOW @DCCPR

DCC

Danville Community College

1008 South Main Street • Danville, VA 24541
434.797.2222 • 1.800.560.4291
434.688.0136 (vp)
www.danville.edu • info@dcc.vccs.edu